

















<u>Room Characteristic</u>	<u>Description</u>	<u>Definition for OCM classroom, only</u>
04	Podium PC 	Teaching Station has been outfitted with a Desktop PC
07	Podium Laptop Connectivity 	Professor is required to bring a Laptop to connect at the Podium
12	Tiered Seating	
13	Tablet Armchairs	
14	Tables and Chairs	
15	Seminar Room	
16	Case Study Room	
18	Piano	
21	Computer Lab - PC	
22	Computer Lab - MAC	
24	FEEDS	
25	Course Capture Classroom 	<p>Course Capture (CC) Classroom – classrooms that are capable of recording lectures for asynchronous review</p> <ul style="list-style-type: none"> • Data/video projector • Electronic projection screen • DVD/VCR player • Digital document camera • Lapel microphone • Speakers (for media playback, audio reinforcement and recording) • Starboard interactive monitor and computer (for rooms with seating over 100 or per faculty request) • Crestron control unit/Touchpanel • Teaching station • Video cameras • Control center which includes the course

		capturing device (Panopto)
26	Enhanced eClassroom 	<p>Enhanced eClassroom: Seating greater than 100 with the following equipment</p> <ul style="list-style-type: none"> • Data/video projector • Electronic projection screen • DVD/VCR player • Digital document camera • Lapel microphone • Speakers (for media playback and audio reinforcement) • Starboard interactive monitor and computer • Crestron control unit/Touchpanel • Teaching station
27	OCM - Approve Spl RM Req 	Special Room Request submitted by department has been approved and processed by OCM
28	Standard eClassroom 	<p>Standard eClassroom: Seating less than 100 with the following equipment</p> <ul style="list-style-type: none"> • Data/video projector • Electronic projection screen • DVD/VCR player • Digital document camera • Speakers (for media playback) • Crestron control unit/Touchpanel

		<ul style="list-style-type: none"> • Teaching station
29	Distance Learning Classroom 	<p>Distance Learning (DL) Classroom – classrooms that can connect to other classrooms via videoconferencing</p> <ul style="list-style-type: none"> • Data/video projector • Electronic projection screen • DVD/VCR player • Digital document camera • Lapel microphone • Speakers (for media playback and audio reinforcement both locally and at a distance) • Starboard interactive monitor and computer (for rooms with seating over 100 or per faculty request) • Crestron control unit/Touchpanel • Teaching station • Video cameras • Control center which includes the videoconferencing unit
30	Starboard 	<p>Starboard is hardware/software package where the Starboard takes the place of the computer monitor and is similar to a Tablet where faculty can use the provided styles to "write" on the white board feature or annotate on anything that is open on the desk top such as a word document, excel</p>

		spreadsheet or the web.
31	OCM - Denied Spl RM Req 	Special Room Request submitted by department has been denied by OCM
32	OCM-Void Spl RM Req per Dept 	VOID Special Room Request OCM Ticket –Request that was original approved and processed by OCM. However, department requested update to be made to the course offering which in turn voided the original Special Room Request ticket that was approved for term in question.
33	Scheduler - Submit Spl RM Req 	Department Scheduler submitted a Special Room Request through OCM Help to be reviewed by OCM
34	Recitation 	Large class lecture that has been paired with a breakout session. Will still require a recitation form to be submitted.
35	Online 	Courses offered online
36	No Room Needed 	Courses offered On-Campus that do not require a classroom assignment
37	Back to Back Courses for Inst 	Primary Instructor (PI) that teaches a back-to-back course within a semester that is 10 minutes apart.
38	Smartboard 	Smartboard is a specific brand of interactive whiteboard. The Smartboard takes the place of a chalk or marker board in the classroom. Faculty can project onto the Smartboard, annotate on the content displayed and save the files to make available to the students if they wish